



   /metalwooddesign

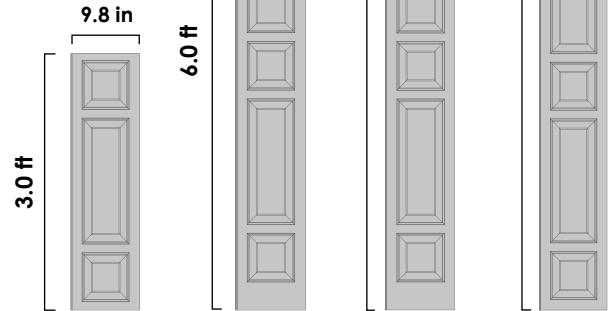
www.metalwood-usa.com

Rectangle Square

Model 33 / 56 / 78 / 910 Green

Galvanized

- Green galvanized steel stamped panel.
- G60 layer (zinc from 35 to 100 microns) 22 Gauge.
- Compatible between Lamitec and Paneltec
- Ideal material to fabricate doors, side doors, doorways, gate doors, cabinet and garage doors.
- Galvanized panels are ready for paint.
- Have an easy assembly system between panels.

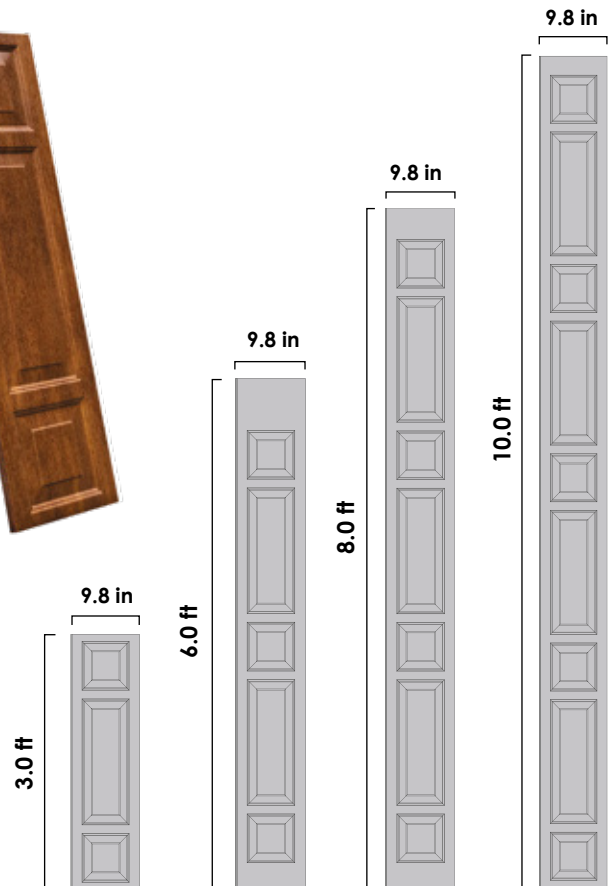


Rectangle Square

Model 33TR / 56TR / 78TR / 910TR

Oak

- Real wood texture.
- Perfect material for residential projects for doors and side gates
- Compatible between Lamitec and Paneltec
- Available lengths 3', 6', 8' and 10'
- Zero Maintenance won't warp, crack, rot, and best NO Termites

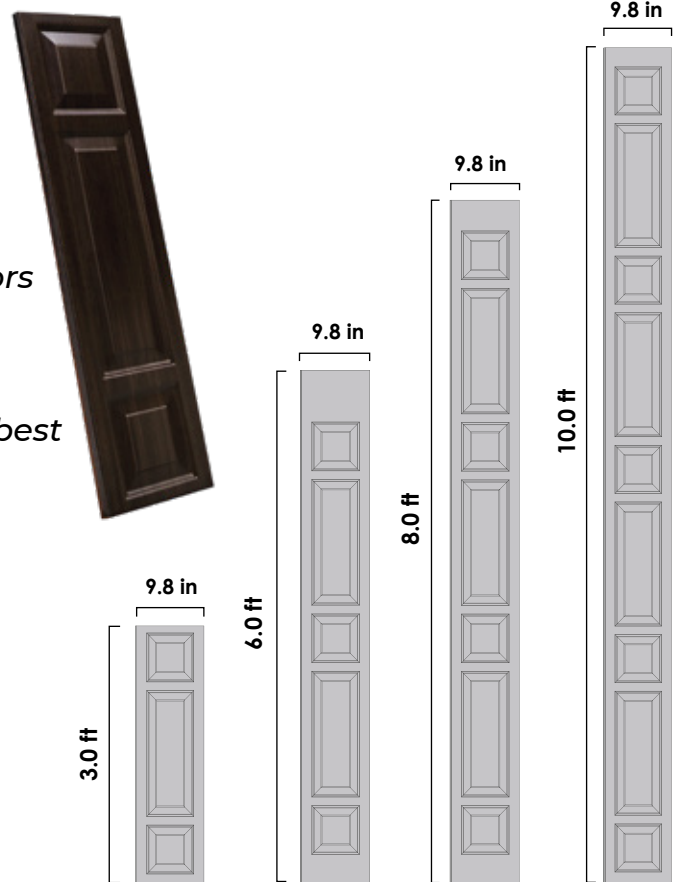


Rectangle Square

Model 33TN / 56TN / 78TN / 910TN

Walnut

- Real wood texture.
- Perfect material for residential projects for doors and side gates
- Compatible between Lamitec and Paneltec
- Available lengths 3', 6', 8' and 10'
- Zero Maintenance won't warp, crack, rot, and best NO Termites

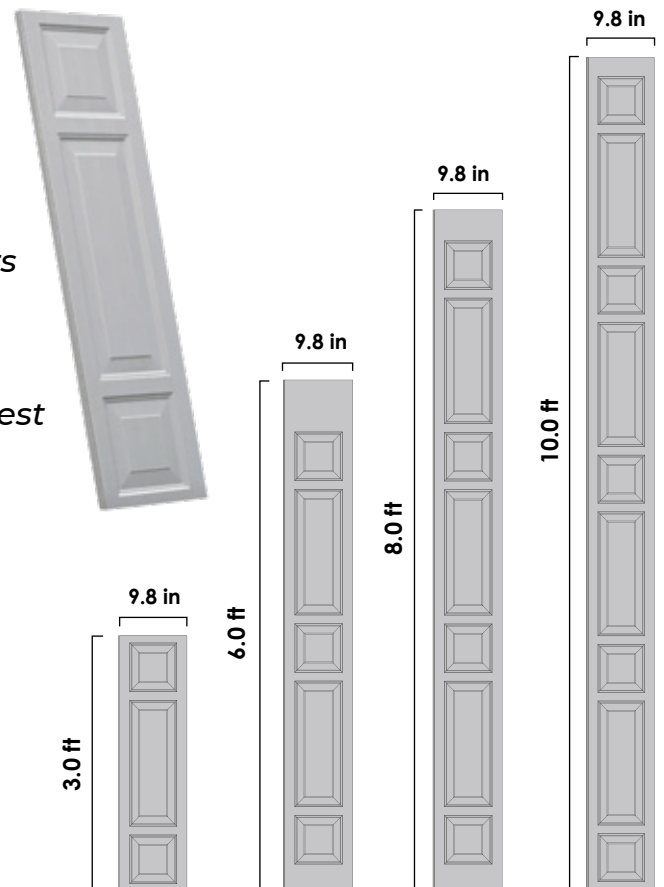


Rectangle Square

Model 33TRB / 56TRB / 78TRB / 910TRB

White Oak

- Real wood texture.
- Perfect material for residential projects for doors and side gates
- Compatible between Lamitec and Paneltec
- Available lengths 3', 6', 8' and 10'
- Zero Maintenance won't warp, crack, rot, and best NO Termites

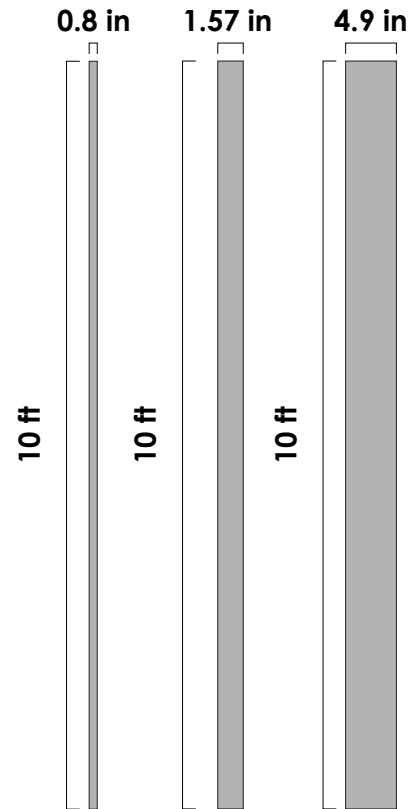


PANELTEC

DT 020-100 / DT 040-100 / DT 125-100

Green Galvanized

*Green galvanized steel panel.
G60 layer (zinc from 35 to 100 microns) 22 Gauge.
System of assembly between our panels.
Ideal for adjusting doors, side doors doorways, gate dooors, cabinet and garage doors.
Compatible between Lamitec and Paneltec*

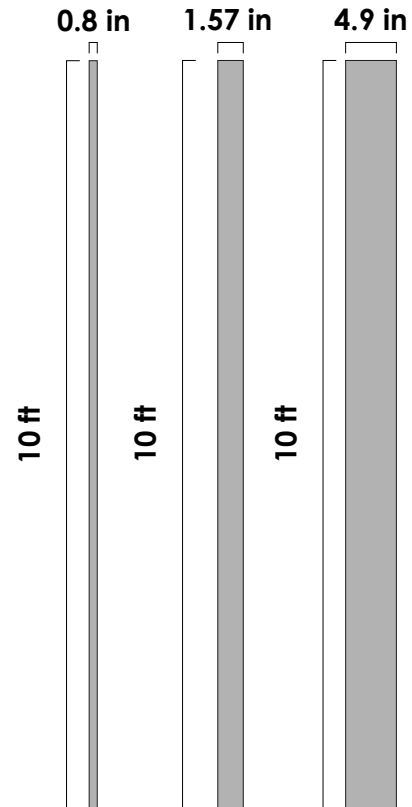


PANELTEC

DT 020-100TR / DT 040-100TR / DT 125-100TR

Oak

- *Compatible between Paneltec and Lamitec*
- *Zero Maintenance won't warp, crack, rot, and best NO Termites*
- *Real wood texture.*
- *Withstands high temperatures.*
- *Perfect material for adjusting doors, side doors doorways, gate dooors, cabinet and garage doors.*
- *Compatible with stamped panels.*

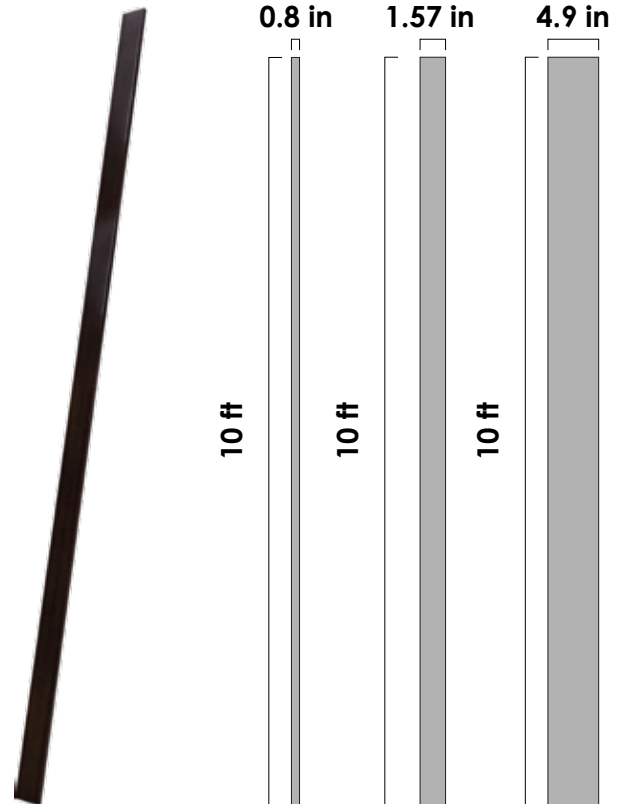


PANELTEC

DT 020-100TN / DT 040-100TN / DT 125-100TN

Walnut

- *Compatible between Paneltec and Lamitec*
- *Zero Maintenance won't warp, crack, rot, and best NO Termites*
- *Real wood texture.*
- *Withstands high temperatures.*
- *Perfect material for adjusting doors, side doors doorways, gate dooors, cabinet and garage doors.*
- *Compatible with stamped panels.*

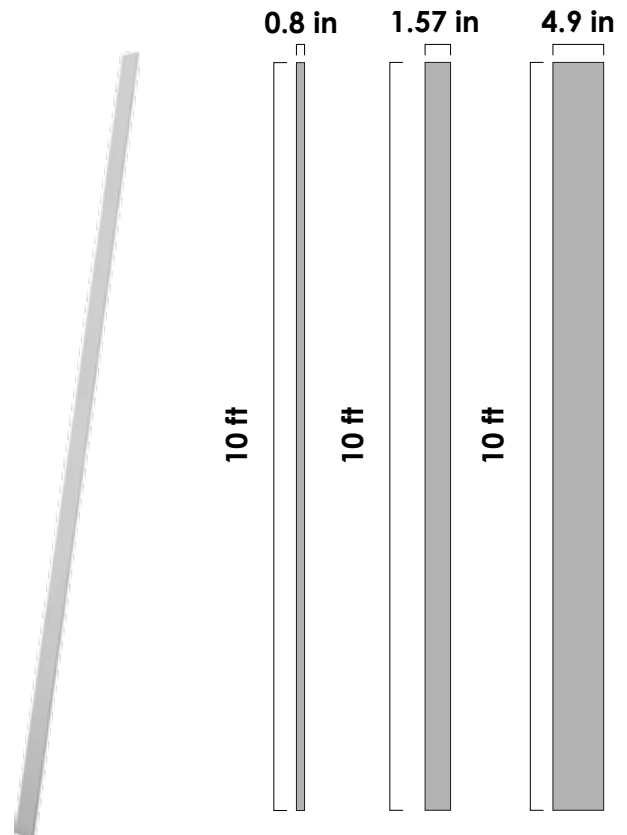


PANELTEC

DT 020-100TRB / DT 040-100TRB / DT 125-100TRB

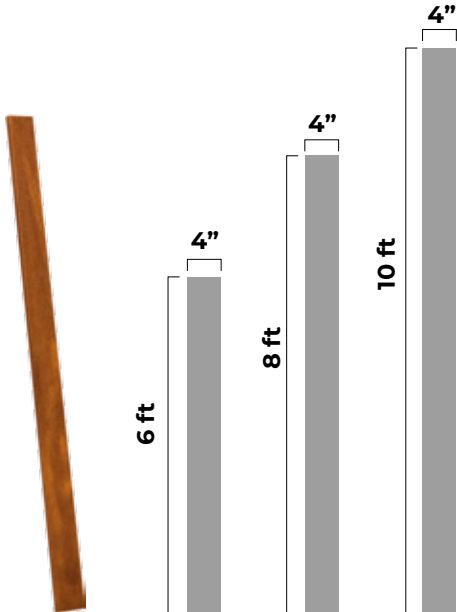
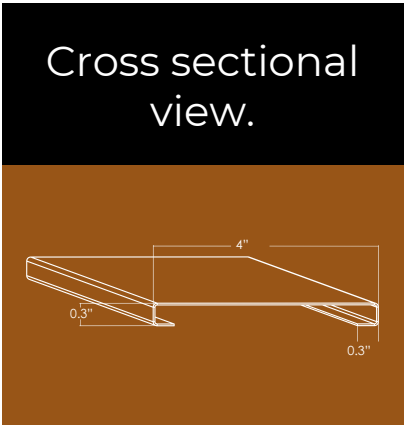
White Oak

- *Compatible between Paneltec and Lamitec*
- *Zero Maintenance won't warp, crack, rot, and best NO Termites*
- *Real wood texture.*
- *Withstands high temperatures.*
- *Perfect material for adjusting doors, side doors doorways, gate dooors, cabinet and garage doors.*
- *Compatible with stamped panels.*



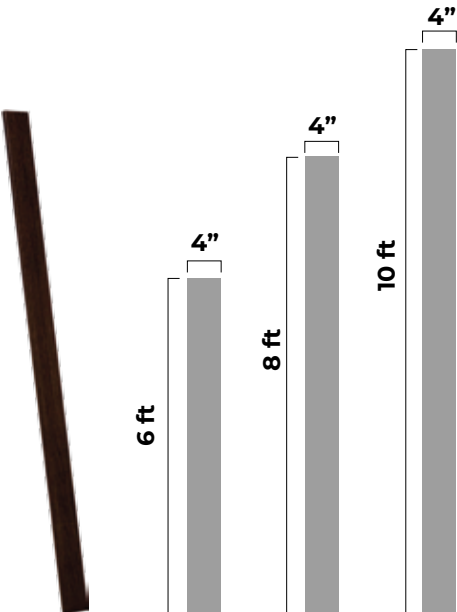

Panel C 6ft, 8ft & 10ft Oak

- Real wood texture.
- C-shaped tabs.
- Zero maintenance.
- Ideal for wall cladding, roof gardens or soffit.
- Easy installation.



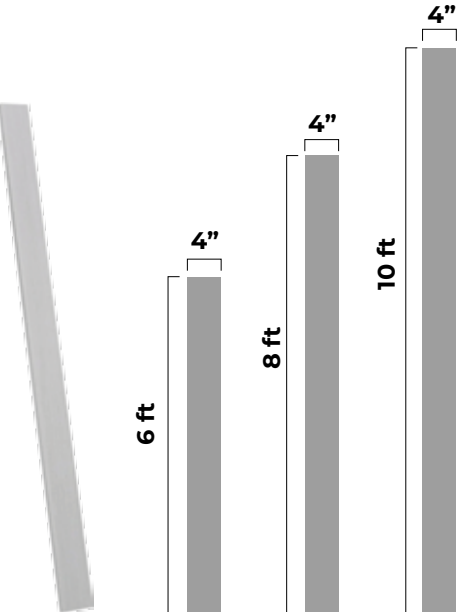
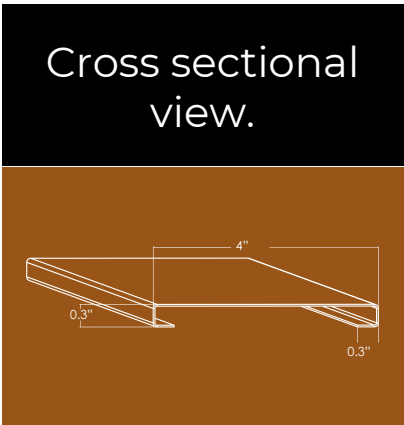
Panel C 6ft, 8ft & 10ft Walnut

- Real wood texture.
- C-shaped tabs.
- Zero maintenance.
- Ideal for wall cladding, roof gardens or soffit.
- Easy installation.



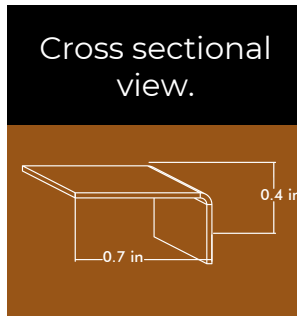
Panel C 6ft, 8ft & 10ft White Oak

- Real wood texture.
- C-shaped tabs.
- Zero maintenance.
- Ideal for wall cladding, roof gardens or soffit.
- Easy installation.



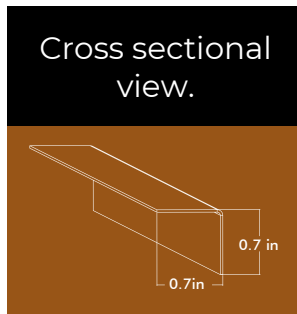
Trim PR21 0.7in x 0.4in

- Real wood texture.
- C-shaped tabs.
- Zero Maintenance
- Ideal for finish your projects with Panel C.
- Easy installation.



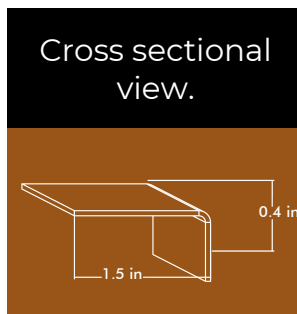
Trim PA22 0.7in x 0.7in

- Real wood texture.
- C-shaped tabs.
- Zero Maintenance
- Ideal for finish your projects with Panel C.
- Easy installation.



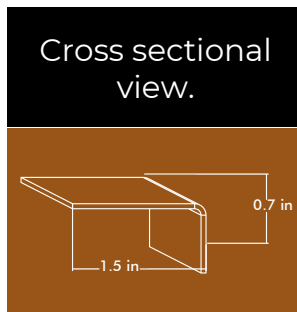
Trim PR41 1.5in x 0.4in

- Real wood texture.
- C-shaped tabs.
- Zero Maintenance
- Ideal for finish your projects with Panel C.
- Easy installation.



Trim PR42 1.5in x 0.7in

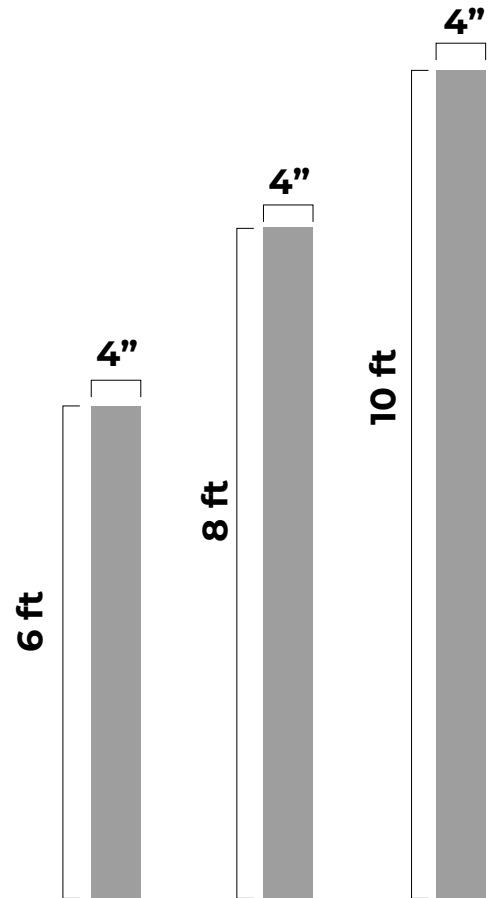
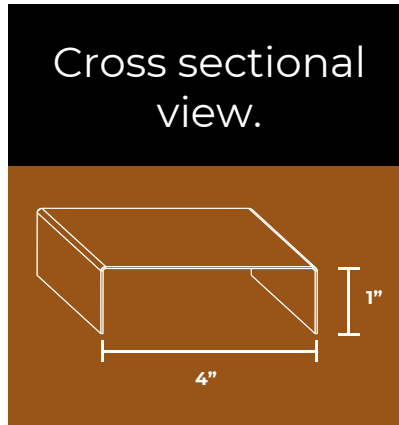
- Real wood texture.
- C-shaped tabs.
- Zero Maintenance
- Ideal for finish your projects with Panel C.
- Easy installation.



10 ft

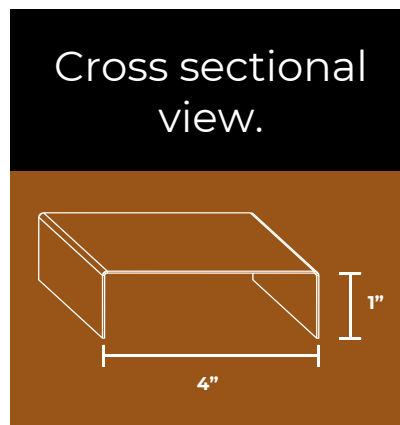
Panel U 6ft, 8ft & 10ft Oak

- No termites
- Real wood texture
- U-shaped tabs
- Zero Maintenance
- Ideal for build pergolas and fences!
- Easy installation



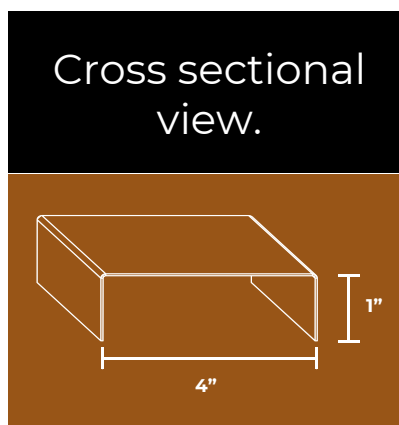
Panel U 6ft, 8ft & 10ft Walnut

- No termites
- Real wood texture
- U-shaped tabs
- Zero Maintenance
- Ideal for build pergolas and fences!
- Easy installation




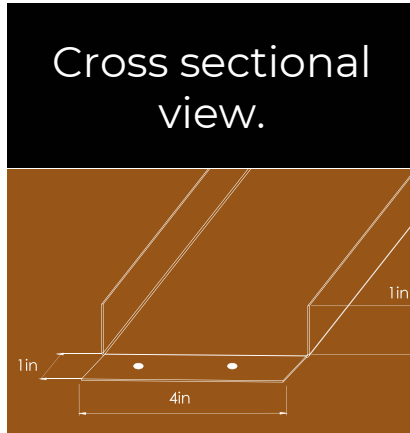

Panel U 6ft, 8ft & 10ft White Oak

- No termites
- Real wood texture
- U-shaped tabs
- Zero Maintenance
- Ideal for build pergolas and fences!
- Easy installation



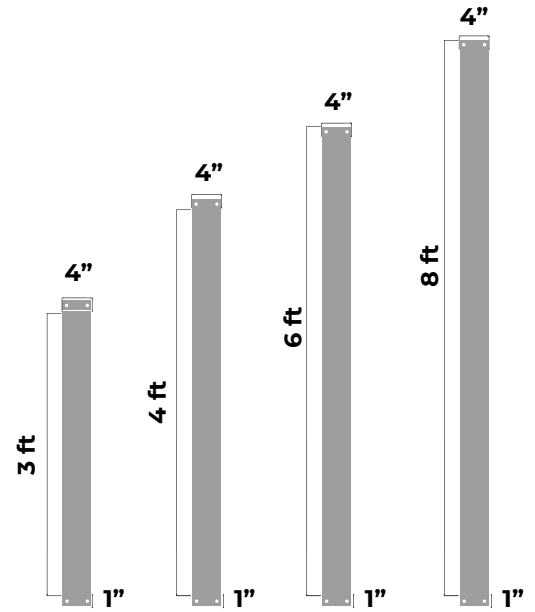
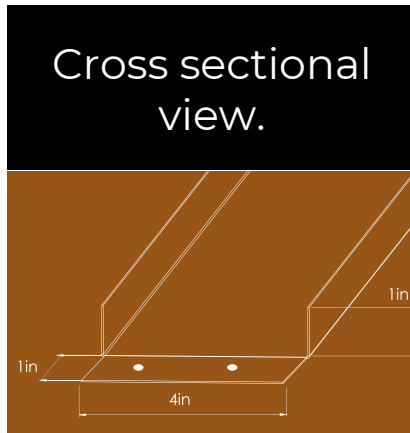
Panel UT 3ft, 4ft, 6ft, 8ft Oak

- Ideal for constructing durable fences, gates and side doors.
- Ideal for outdoor applications.
- Includes screws
- No termites
- Real wood texture
- U-shaped tabs
- Zero Maintenance




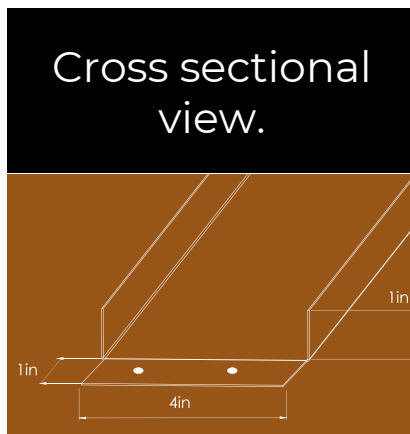

Panel UT 3ft, 4ft, 6ft, 8ft Walnut

- Ideal for constructing durable fences, gates and side doors.
- Ideal for outdoor applications.
- Includes screws
- No termites
- Real wood texture
- U-shaped tabs
- Zero Maintenance



Panel UT 3ft, 4ft, 6ft, 8ft White Oak

- Ideal for constructing durable fences, gates and side doors.
- Ideal for outdoor applications.
- Includes screws
- No termites
- Real wood texture
- U-shaped tabs
- Zero Maintenance



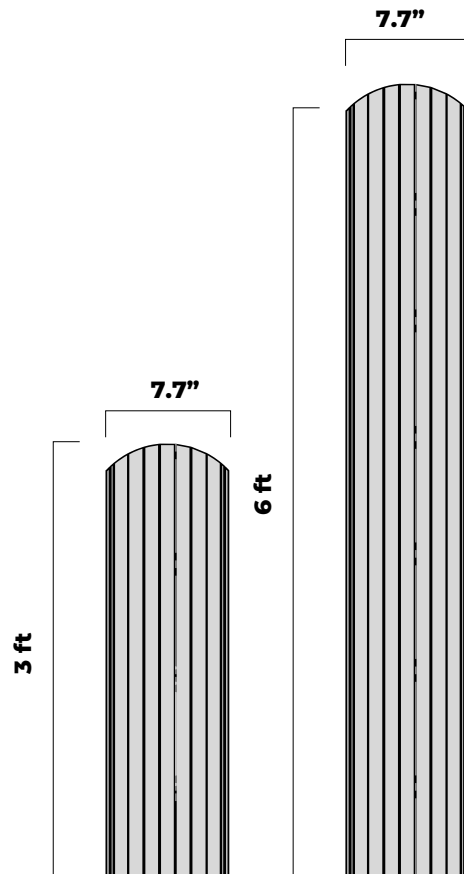
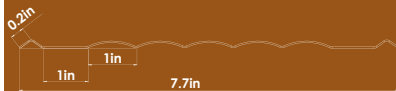
Fence

030-CB / 060-CB

- High corrosion resistance
- For use in outdoors applications.
- Zero maintenance
- Ideal for gates and privacy fences.
- Easy installation
- Includes screws.




Cross sectional view.



Wood wall panels

18x8 / 18x10

- High corrosion resistance.
- Real wood texture
- For use in outdoors applications.
- Zero maintenance
- Ideal for wall cladding.
- Easy installation.



Walnut

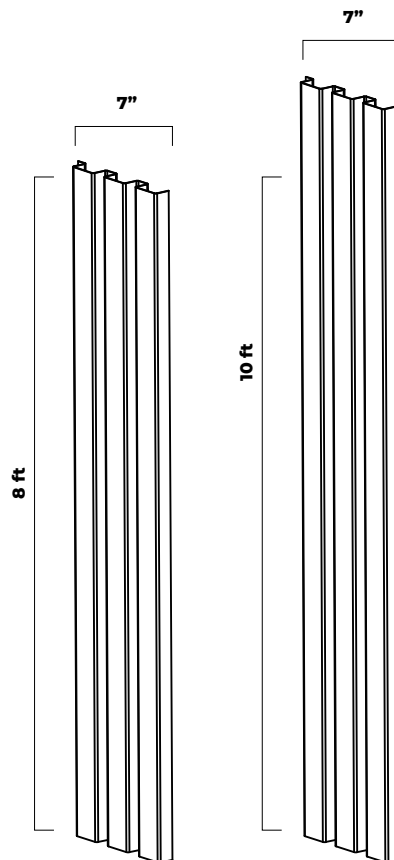


Oak



White Oak

Available textures



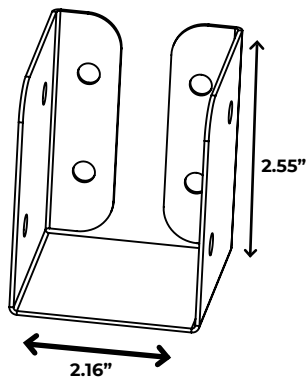
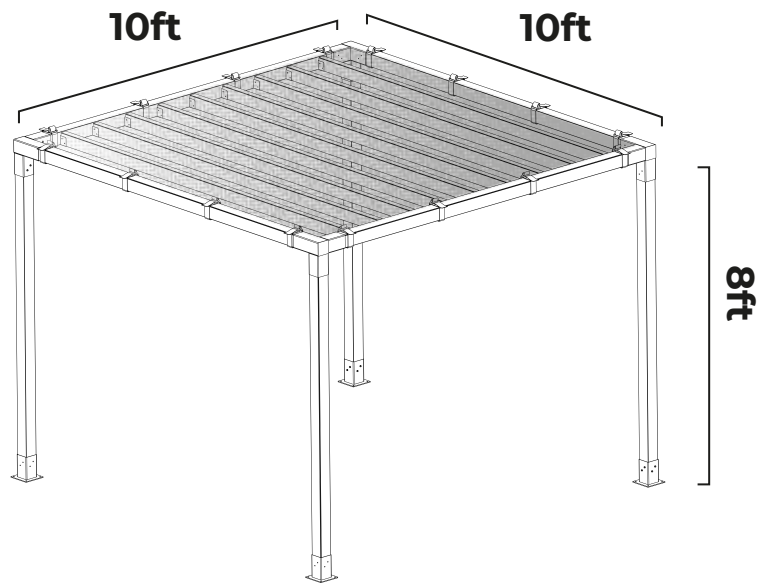

Pergola

10ft x 10ft x 8ft

Quick and easy installation
Zero Maintenance
Won't warp, crack, rot,
and best NO Termites



Poles



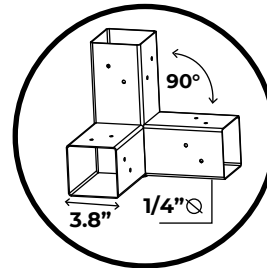
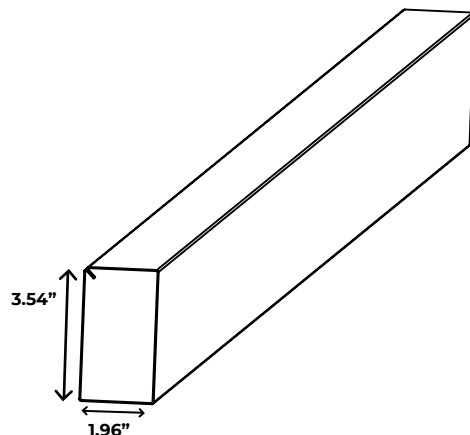
BRACKETS

Designed to ensure the stability of your beams.

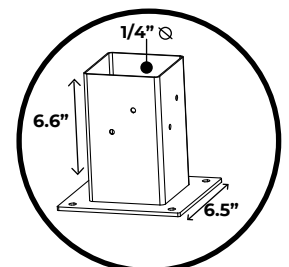
Easy installation with 1/4" drilling and included hardware.

BEAMS

Our beams are made with dual coating: Zinc phosphating + KTL paint, measuring 1.96" wide x 3.54" high and available in lengths of 10 and 8 ft.



3-Way Connector



Base

*Dual coating: Zinc phosphating + KTL paint
Strong corrosion resistance — built to last outdoors
Zinc phosphate base improves paint adhesion*



   /metalwooddesign

www.metalwood-usa.com